

City-Wide Scavenger Hunt

Instructions

Welcome to our city-wide scavenger hunt. This is going to be a fun trip around Winston-Salem. You will go to some places you have been before and probably a few you haven't. Choose a small group of people (family, significant other, friends) to do the hunt with. You will travel together in one vehicle to up to 10 locations (plus a bonus one) around Winston-Salem.

Some guidelines for your hunt:


1. Using the clue sheets provided, find the locations and take a group picture on somebody's phone. Optionally, upload your group picture to our shared photo album. There are instructions on how to do this on each clue sheet.
2. Feel free to do this hunt any time. This is not a race, so don't feel any pressure to finish in record time. Traveling between all sites will take a little over an hour.
3. Each location has extra things to see and do. Take your time, look around and have fun.
4. If you find all 10 locations, there is a bonus location and a final puzzle. If you complete the final puzzle and upload your group picture of the correct puzzle answer, your group will be entered into a drawing for gift cards from some of the locations you visited.
5. Make sure you do this during the day. We don't want you be in unfamiliar places at night.
6. There is free parking at each location; some will be easy to find, others may take a little time.
7. There is no cost involved in any of these locations but some may offer things to do or snacks to purchase. This is completely at your discretion.

Important notes about the clue sheets:

We have divided the city into four sections and given them a number (zone 1, 2, 3, 4). There are two or more locations in each zone. For example, 1A and 1B, 2A and 2B, and so forth. We recommend that you do all the locations in the same zone before moving on to the next. You may move from zone to zone as you choose but doing all locations in the same zone will keep your travel time down.

This event is for every age. We have created a clue sheet which includes easy and more difficult clues. Some places you may figure out quickly while others may be more challenging. The front side of the clue sheet includes more random clues. The back page of each clue sheet has things that are a little easier to figure out. These are perfect for kids. There are pictures and clues specifically designed for kids so make sure to get them involved. There are even some kids activity pages and crayons in your pack if they need something else to do while you travel.

Feel free to use your smartphone if you get stuck, which we don't think you will. In fact, if you come to a point of frustration, there is a QR code that you can scan and the location will magically appear on your phone. As a practice, take out your phone and open the camera app and put the code below on the phone's screen. It will take you to an important video to help you get started — — — — —>



Are you ready to get started? If you have any questions, please call or text Jeff at 336-978-4686. Choose which zone you want to start with (1, 2, 3, or 4), find the first clue sheet and go have fun!

City-Wide Scavenger Hunt
Clue Sheet - Location 1A

Using the clues below,

Figure out the location and take a group picture there.

This place sits between two Pfaff's.

They decorate for Christmas with white paper bags and little candles.

A British General and Lord stayed here on his way through North Carolina; his name includes the word for the well-loved vegetable pictured to the right, which was grown in this place

----->



Founded June 12, 1759 by church people from another country; it is the oldest town in Forsyth County.

This place has it's own post office.

Check out the back for additional clues and what to do next...

City-Wide Scavenger Hunt
Clue Sheet - Location 1A

Need a little extra help? Use these...


**Unscramble these words to
reveal the location:**

BNTEIAAH _____

RIIVSSOT _____

RNCETE _____

**Scan this code with your phone's
camera app to reveal the location:**



Write the name of the location here, because you might need it later:

1A - _____

Optional activities:

**Choose one of two ways to add your group
picture to our shared photo album:**

Go to <https://dropevent.com/cwsh>
OR
Email it to cwsh@dropevent.com

**Here is something to talk
about with your team:**

Who were some of the people who shared the story about Jesus with you? Take time to pray for them, thank God for them.

City-Wide Scavenger Hunt Clue Sheet - Location 1B

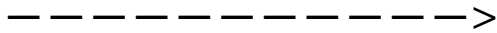
Using the clues below,

Figure out the location and take a group picture there.

You can see the stars from here.

People close by like to sing
a famous song by the
“Village People”
(they also like to do the motions).

You can build something like this



It's not downtown, it's North.

Here you can race scooters, watch
the Earth move, and see snakes all
on the same day.

Check out the back for additional clues and what to do next...


City-Wide Scavenger Hunt
Clue Sheet - Location 1B

Need a little extra help? Use these...

Figure out this word puzzle

Make one word out of
“kaleidoscope” and “museum”
and add a compass direction
familiar to Santa Claus.

**Scan this code with your phone's
camera app to reveal the location:**



Write the name of the location here, because you might need it later:

1B - _____

Optional activities:

**Choose one of two ways to add your group
picture to our shared photo album:**

Go to <https://dropevent.com/cwsh>
OR
Email it to cwsh@dropevent.com

**Here is something to talk
about with your team:**

What is the most amazing thing that
you think God made when He
created the world? Why?

City-Wide Scavenger Hunt
Clue Sheet - Location 2A

Using the clues below,

Figure out the location and take a group picture there.

Many people like walking here.

There are so many
flowers to see close by.

You see this color everywhere
----->
(Pantone Color 357)



There is a water fountain you don't
want to drink out of.

The water may look nice, but don't
bring your bathing suit.

Check out the back for additional clues and what to do next...

City-Wide Scavenger Hunt
Clue Sheet - Location 2A

Need a little extra help? Use these...

**Unscramble these words to
reveal the location:**


YDOALRNE _____

UHOES _____

TAWER _____

FNOATNUI _____

**Scan this code with your phone's
camera app to reveal the location:**



Write the name of the location here, because you might need it later:

2A - _____

Optional activities:

**Choose one of two ways to add your group
picture to our shared photo album:**

Go to <https://dropevent.com/cwsh>
OR
Email it to cwsh@dropevent.com

**Here is something to talk
about with your group:**

Take a walk and see how many
different kinds of flowers you can
find; now read Luke 12:27-28 and
talk about it.

City-Wide Scavenger Hunt
Clue Sheet - Location 2B

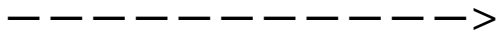
Using the clues below,

Figure out the location and take a group picture there.

This place used to be
in Wake County.

Lots of famous people have been
here - Axel Rose, Billy Joel, Aaron
Curry, Ricky Proehl.

If you walk long enough, you will
see 89,000 of these



The boys from Raleigh were
victorious here back in 1968, but
not many times since.

You will find a statue of a church
leader walking with a little attitude;
he also has a top hat and cane.

Check out the back for additional clues and what to do next...


City-Wide Scavenger Hunt
Clue Sheet - Location 2B

Need a little extra help? Use these...

Find 5 words in this word search to reveal the location

F S T R U T T I N G
Q G Y M W B T K H W
E K T D G J N J U F
S I R C H L W D N O
F O R E S T A E P O
P V M D J W P A O T
E Y L T B A Q C X B
E K W Z W K U O B A
L C N A H E Q N V L
U J O G I N P X N L

Scan this code with your phone's camera app to reveal the location:



Write the name of the location here, because you might need it later:

2B - _____

Optional activities:

Choose one of two ways to add your group picture to our shared photo album:

Go to <https://dropevent.com/cwsh>
OR
Email it to cwsh@dropevent.com

Here is something to talk about with your group:

What is your favorite noise to make when you are happy? Have each person in your group share and make the noise together. Be silly!

City-Wide Scavenger Hunt
Clue Sheet - Location 3A

Using the clues below,

Figure out the location and take a group picture there.

This location started
being built in 1971.

Four left turns make it all right.

This movie quote might
give you a clue

----->



The King has been there before.

Here are some famous
numbers you will see,
43, 3, 8, 24, 90, 13, 94.

Check out the back for additional clues and what to do next...

City-Wide Scavenger Hunt
Clue Sheet - Location 3A

Need a little extra help? Use these...


Unscramble these words to
reveal the location:

ISNONTW _____

PUC _____

SMMUUE _____

Scan this code with your phone's
camera app to reveal the location:



Write the name of the location here, because you might need it later:

3A - _____

Optional activities:

Choose one of two ways to add your group
picture to our shared photo album:

Go to <https://dropevent.com/cwsh>
OR
Email it to cwsh@dropevent.com

Here is something to talk
about with your group:

Who is a famous person you would
like to meet? What questions
would you ask them?

City-Wide Scavenger Hunt
Clue Sheet - Location 3B

Using the clues below,

Figure out the location and take a group picture there.

This place actually got its start in a little mountain town near Ridgecrest.

You will find art made out of everybody's favorite sweet treat.

This color is in its name
----->

The first store was on Trade Street but they recently moved to a new location.

When you go there, you can take a rest in special seats called "tulip chairs" flown all the way from Sweden.

Check out the back for additional clues and what to do next...


City-Wide Scavenger Hunt
Clue Sheet - Location 3B

Need a little extra help? Use these...

Find 4 words in this word search to reveal the location

B I U W F M J D L C
L G S A D J L M I B
A D X Z L N W O T E
C Z W C T W K U Y G
K H J V I X D N O N
R P N J R V T T S D
B C H O C O L A T E
A I B O L Y I I E Q
R V Z M M R W N K C
B N N B E L S N D F

Scan this code with your phone's camera app to reveal the location:



Write the name of the location here, because you might need it later:

3B - _____

Optional activities:

Choose one of two ways to add your group picture to our shared photo album:

Go to <https://dropevent.com/cwsh>
OR
Email it to cwsh@dropevent.com

Here is something to talk about with your group:

What is your favorite snack?

City-Wide Scavenger Hunt
Clue Sheet - Location 3C

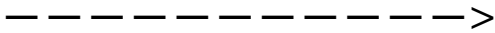
Using the clues below,

Figure out the location and take a group picture there.

This place sure has a nice view.

Twins started living here in 1905.

Until recently, this picture
was seen all the time



Now it's between
Winston and Salem.

Every time you go here, you have to
take a stretch and sing the same
old song.

Check out the back for additional clues and what to do next...

City-Wide Scavenger Hunt
Clue Sheet - Location 3C

Need a little extra help? Use these...

Unscramble these words to reveal the location:


Scan this code with your phone's camera app to reveal the location:

TNWNOIS _____

EAMLS _____

DHSA _____

TSIMADU _____



Write the name of the location here, because you might need it later:

3C - _____

Optional activities:

Choose one of two ways to add your group picture to our shared photo album:

Here is something to talk about with your group:

Go to <https://dropevent.com/cwsh>
OR
Email it to cwsh@dropevent.com

Where is one place you would like to go that you have never been?
What would you like to do there?

City-Wide Scavenger Hunt
Clue Sheet - Location 3D

Using the clues below,

Figure out the location and take a group picture there.

This place opened in 1984.

Families who need help
often come to this location.

The items in this picture help make
this location possible.

----->



At Christmas, you can see a huge
star on top of a big building close
by this place.

There is a great bench to sit at
under the trees when you just need
a little break. There is even
someone waiting there to sit with
you on the bench. You can't miss
his red and yellow outfit.

Check out the back for additional clues and what to do next...


City-Wide Scavenger Hunt
Clue Sheet - Location 3D

Need a little extra help? Use these...

Find 5 words in this word search to help reveal the location

E E M I I P M L F B
H R H C J T I B U A
N X U O D Z Q C H P
R C R H S O T I W T
H O H P I P N J J I
O G N W L S I A P S
U S O A V H Y T L T
S K Q L L H I M A D
E F A I W D I V H L
L O J H W R E I L J

Scan this code with your phone's camera app to reveal the location:



Write the name of the location here, because you might need it later:

3D - _____

Optional activities:

Choose one of two ways to add your group picture to our shared photo album:

Go to <https://dropevent.com/cwsh>
OR
Email it to cwsh@dropevent.com

Here is something to talk about with your group:

When you have been sick, who took care of you? Pray and thank God for those people. Are there people in need of help close by this photo location? Take time to pray for them, too.

City-Wide Scavenger Hunt
Clue Sheet - Location 4A

Using the clues below,

Figure out the location and take a group picture there.

This place was never really new, but
it sure is Old now.

It is after the Dash.

Add these two numbers together
and fill in the blank to make the
sentence true

----->

This place is near the _____th
oldest college in the United States



Back in the day, kids would have to
come here everyday with a pail.

From this spot, you can see a
church, a Muddy Creek cafe, and
where Mr. Vogler used to live.

Check out the back for additional clues and what to do next...


City-Wide Scavenger Hunt
Clue Sheet - Location 4A

Need a little extra help? Use these...

**Unscramble these words to
reveal the location:**

DOL _____
SMEAL _____
AWRTE _____
UMPP _____

**Scan this code with your phone's
camera app to reveal the location:**



Write the name of the location here, because you might need it later:

4A - _____

Optional activities:

**Choose one of two ways to add your group
picture to our shared photo album:**

Go to <https://dropevent.com/cwsh>
OR
Email it to cwsh@dropevent.com

**Here is something to talk
about with your group:**

The last year has taught us a lot of new lessons. What has been your favorite thing about this last year? What have you not liked at all?

City-Wide Scavenger Hunt
Clue Sheet - Location 4B

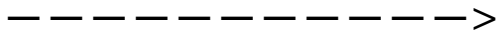
Using the clues below,

Figure out the location and take a group picture there.

From the top, I can see lots of
water.

There goes a bike, a jogger, a boat,
and a fisherman.

Look closely at this picture for a
few clues



You can slide but not on the water.

This is good ground to play on.

Check out the back for additional clues and what to do next...


City-Wide Scavenger Hunt
Clue Sheet - Location 4B

Need a little extra help? Use these...

Find 3 words in this word search to reveal the location

A O P S O
C L L A N
F D A L O
T S Y E Q
L T G M K
A N R E D
K E O X F
E R U G S
E C N L R
S W D K K

Scan this code with your phone's camera app to reveal the location:



Write the name of the location here, because you might need it later:

4B - _____

Optional activities:

Choose one of two ways to add your group picture to our shared photo album:

Go to <https://dropevent.com/cwsh>
OR
Email it to cwsh@dropevent.com

Here is something to talk about with your group:

Which do you like most - the mountains or the beach? Why?

City-Wide Scavenger Hunt
Clue Sheet - Bonus Location 4C

Using the clues below,

Figure out the location and take a group picture there.

One word from this location comes from those colorful things that people collect from the beach.

There are 25,000 of these in the US. But this one is the most unique.

This place kind of looks like this
----->



This place has been on the National Register of Historical Places since 1976.

It took \$50,000 to restore this place back to it's original design.

Check out the back for additional clues and what to do next...

City-Wide Scavenger Hunt
Clue Sheet - Bonus Location 4C

Need a little extra help? Use these...

Unscramble these words to
reveal the location:


EHL SL _____

AEHP SD _____

SGA _____

NTTA OSI _____

Scan this code with your phone's
camera app to reveal the location:



Write the name of the location here, because you might need it later:

4C - _____

Optional activities:

Choose one of two ways to add your group
picture to our shared photo album:

Go to <https://dropevent.com/cwsh>
OR
Email it to cwsh@dropevent.com

Here is something to talk
about with your group:

If you could have anything for
dinner tonight, what would you
choose?

City-Wide Scavenger Hunt Clue Sheet - Final Challenge

Solve the message below.

Below each blank is a location code and a number.
The code helps you find the correct letter from that particular location's name.

For instance, 1A - 4 means put the fourth letter of
location 1A's name in the blank.

1A-4 4B - 2 3A-10 4A-14 2A-3

1B-4 3B-3 4B-1 3A-5 4B-4 2B-3

J

 2A-2 3C-4 3B-8 4A-4

 1B-5 2A-12

3B-3 1B-3 3A-2 1A-9 2B-11

_____!

Once you solve the puzzle, take one final group picture with the puzzle.

Choose one of two ways to add your group picture to our shared photo album. Every group who uploads a picture will be entered into a drawing for some gift cards.

Go to <https://dropevent.com/cwsh>

OR

Email it to cwsh@dropevent.com